

5050RGBW R Series

RGBW 4-in-1 versatile package

The 5050RGBW R Series is a complementary portfolio of 4-in-1 package. With individual channel control, it make color tuning easier and deliver a wide variety of color option to the application.



Features and Benefits

RGBW 4-in-1 module

5.0mm x 5.0mm x 1.6mm

Individually control each channel

Primary Applications

Linear

Wall Wash

Decorative

Part Number Nomenclature

Part numbers for 5050RGBW R series follow the convention below:

L 1 M C – **A A B B R C** 5 0 0 0 **D D D**

Where:

- A A** – designates CCT (27=2700K,30=3000K,35=3500K,40=4000K,50=5000K,57=5700K,65=6500K)
- B B** – designates CRI (70=70CRI,80=80CRI,90=90CRI)
- C** – designates Product model (A=RGBW,B=RGBWW)
- D D D** – designates Lumileds internal code(0A1,0B1,0C1,etc.=shares the same base part)

Therefore, the following part number is used for the 5050RGBW R-series 2700K,80CRI LED:

L 1 M C – **2 7 8 0 R A** 5 0 0 0 0 **B 1**

Lumen Maintenance

Please contact your local Sales Representative or Lumileds Technical Solutions Manager for more information about the long-term performance of this product.

Environmental Compliance

Lumileds LLC is committed to providing environmentally friendly products to the solid-state lighting market. Lumileds 5050RGBW R is compliant to the European Union directives on the restriction of hazardous substances in electronic equipment, namely the RoHS Directive 2011/65/EU and REACH Regulation (EC) 1907/2006. Lumileds LLC will not intentionally add the following restricted materials to its products: lead, mercury, cadmium, hexavalent chromium, polybrominated biphenyls (PBB) or polybrominated diphenyl ethers (PBDE).

Part Number List

Table1: Tested and binned at 25°C, If =60mA.

Product	CRI	CCT	BIN
5050RGBW R	80	2700	L1MC-2780RA50000J1
	80	3000	L1MC-3080RA50000J1
	80	3500	L1MC-3580RA50000J1
	80	4000	L1MC-4080RA50000J1
	80	5000	L1MC-5080RA50000J1
	80	5700	L1MC-5780RA50000J1
	80	6500	L1MC-6580RA50000J1

Notes for Table 1:

1. Correlated color temperature at test conditions.
2. Luminous flux and CRI are based upon mounted package on highly reflective surface at Tj=25°C. Typical CRI is approximately 2 points higher than the minimum CRI specified, but this is not guaranteed.
3. Lumileds maintains a tolerance of ±2 on CRI.

Performance Characteristics

Table2: Tested and binned at 25°C, If =60mA.

TYPE	DOMINANT WAVELENGTH (nm)			OPTICAL PERFORMANCE (mcd@RGB ; lm@white)			FORWARD VOLTAGE (Vf)		
	MINIMUM	TYPICAL	MAXIMUM	MINIMUM	TYPICAL	MAXIMUM	MINIMUM	TYPICAL	MAXIMUM
Red	620	623	630	2700	3100	3500	1.8	2.1	2.4
Green	520	525	530	6000	6500	7000	2.8	3.0	3.4
Blue	460	465	470	1200	1500	1800	2.8	3.0	3.4
White @2700K	-	-	-	24	25	26	2.8	3.0	3.4
White @3000K	-	-	-	24	26	28	2.8	3.0	3.4
White @3500K	-	-	-	25	27	29	2.8	3.0	3.4
White @4000K	-	-	-	26	28	30	2.8	3.0	3.4
White @5000K	-	-	-	26	28	30	2.8	3.0	3.4
White @5700K	-	-	-	26	28	30	2.8	3.0	3.4
White @6500K	-	-	-	26	28	30	2.8	3.0	3.4

Notes for Table 2:

1. Lumileds maintains a tolerance of ±1nm on dominant wavelength measurements.
2. Lumileds maintains a tolerance of ±7.5% on luminous flux measurements and ±6.5% on radiometric power measurements
3. Lumileds maintains a tolerance of ±0.1V on forward voltage measurements.

Absolute Maximum Ratings

Table 3

PARAMETER	RED	GREEN	BLUE	WHITE
DC Forward Current (mA)	180	180	180	180
Power dissipation (mW)	432	612	612	612
LED junction temperature (°C)	125			
ESD sensitivity (V)	2000			
LED storage temperature (°C)	-40 ~ 100			
LED operating temperature range (°C)	-40 ~ 105			
Soldering temperature (°C)	260			
Allowable reflow cycles	3			

Notes for Table 3:

1. Proper current derating must be observed to maintain the junction temperature below the maximum allowable junction temperature.
2. At 0.01ms pulse on time test with a pulse period of 0.1ms.

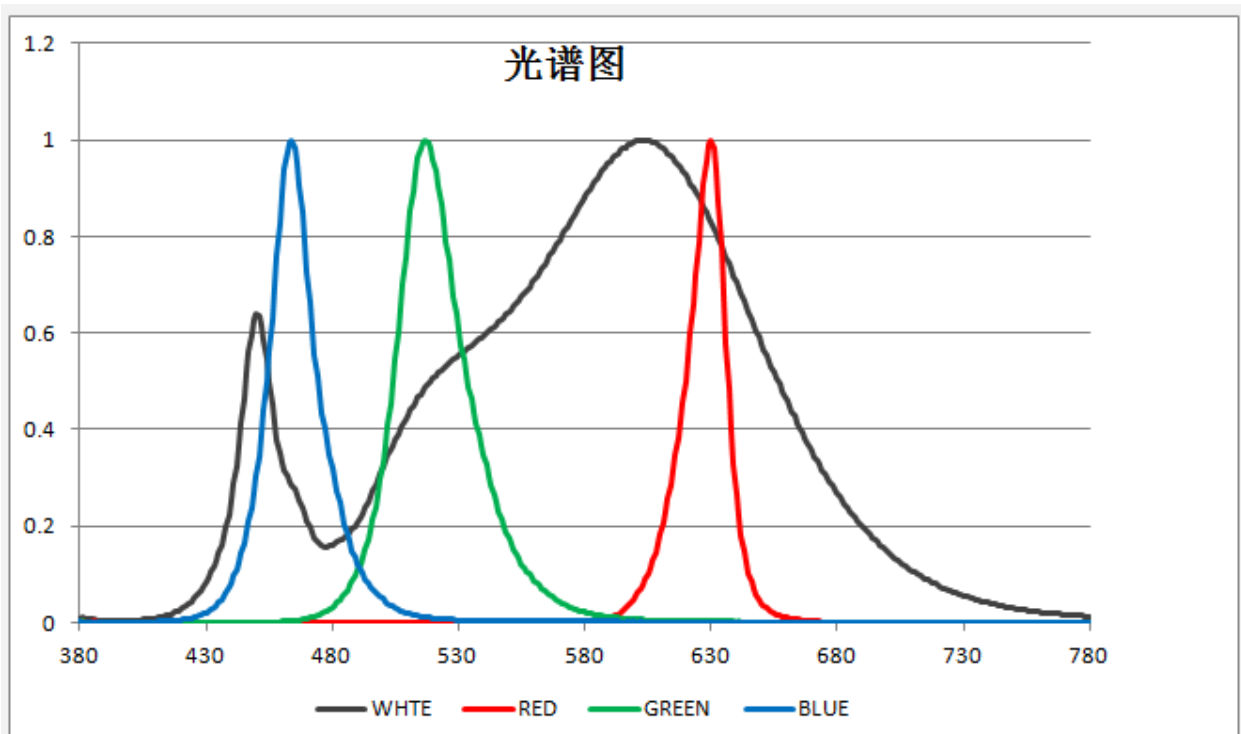
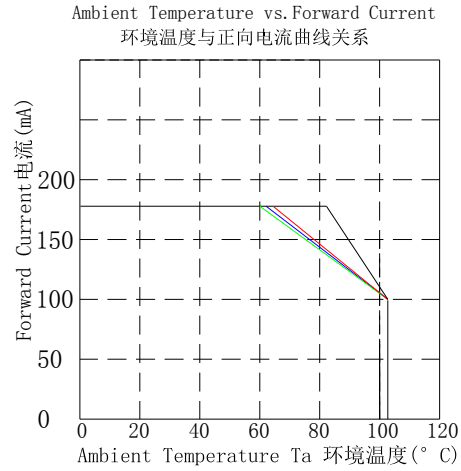
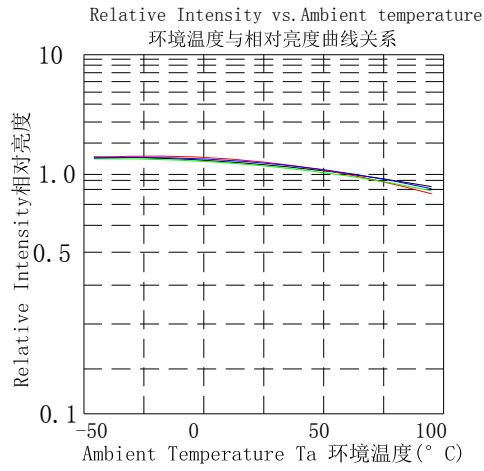
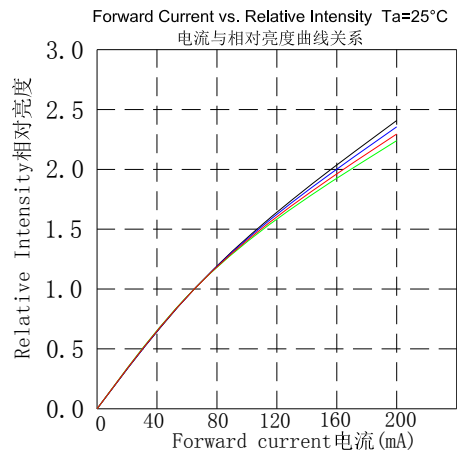
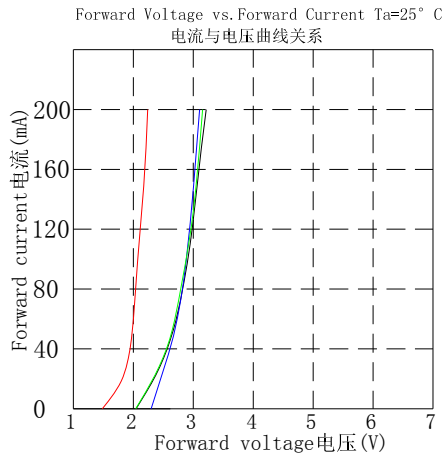
Reliability Test Items And Conditions

Test Items	Test condition	Time	Quantity	Ac/Re
Reflow Soldering	Temp. :260°C/10sec.	6Min.	22pcs	0/1
Thermal Shock	-40~125°C, 15min dwell, 10sec transfer	100Cycles	22pcs	0/1
High Temperature High Humidity life Test	85°C,85%RH, IF=60mA	1000Hrs.	10pcs	0/1
Low Temperature Storage	Ta=-40°C	1000Hrs.	10pcs	0/1
High Temperature Storage	Ta=100°C	1000Hrs.	10pcs	0/1
High Temperature Operation Life Test	Ta=105°C, IF =60mA.	1000Hrs.	10pcs	0/1

Failure Criteria

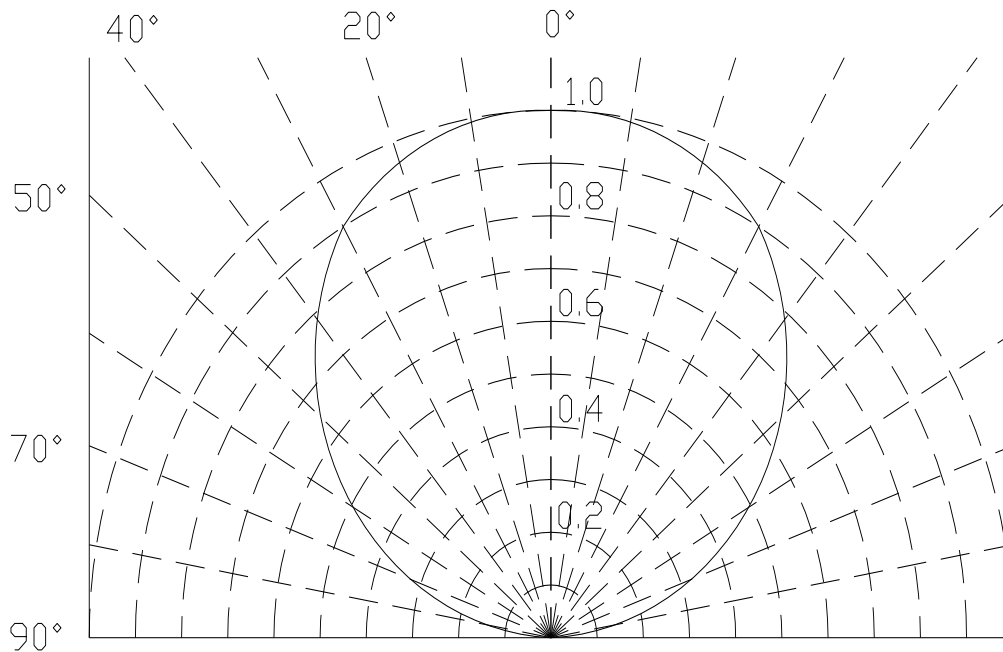
Item	Symbol	Failure Criteria
Luminous Flux	Lm	$\geq 70\%$
Forward voltage	VF	$\pm 10\%$
Colour	CIE_X CIE_Y	± 0.01

Typical optical characteristics curves



Spectrogram

Curves of beam angle and relative brightness



Product Bin and Labeling Definitions

Decoding Product Bin Labeling

In the manufacturing of semiconductor products, there are variations in performance around the average values given in the technical datasheet. For this reason, Lumileds bins LED components for luminous flux or radiometric power, color point, peak wavelength or dominant wavelength, and forward voltage.

5050RGBW 0.2W R Series Cat code following the format below:

- | | | |
|------------------------|---|----------------------------|
| A B C D | – | Flux for R-G-B-W |
| E F G H J K L M | – | Color for R-G-B-W |
| N P Q R | – | V _f for R-G-B-W |

Where:

A B C D

– designates luminous flux bin (example: R=500 to 900mcd, G=1600 to 2200mcd, B=300 to 700mcd, W=6 to 10 lm)

E F G H J K L M

– designates color bin for white and dominant wavelength bins for RGB (example: 10=620 to 625nm, 20=520 to 525nm, 30=460 to 465nm, 27=2700k)

N P Q R

– designates forward voltage bin (example: A=red 1.8 to 2.0V, E=green 2.8 to 3.0V, K=blue 2.8 to 3.0V, V=white 2.8 to 3.4V)

Luminous Flux Bins

Table4: Tested and binned at 25°C, If =60mA.

TYPE	BIN	OPTICAL PERFORMANCE ^[1] (lm@white ; mcd@RGB)	
		MINIMUM	MAXIMUM
Red	R	2700	3500
Green	G	6000	7000
Blue	B	1200	1800
White	W	24	30

Notes for table 4:

1. Lumileds maintains a tolerance of $\pm 7.5\%$ on luminous flux measurements and $\pm 6.5\%$ on radiometric power measurements

Color Bin Definitions

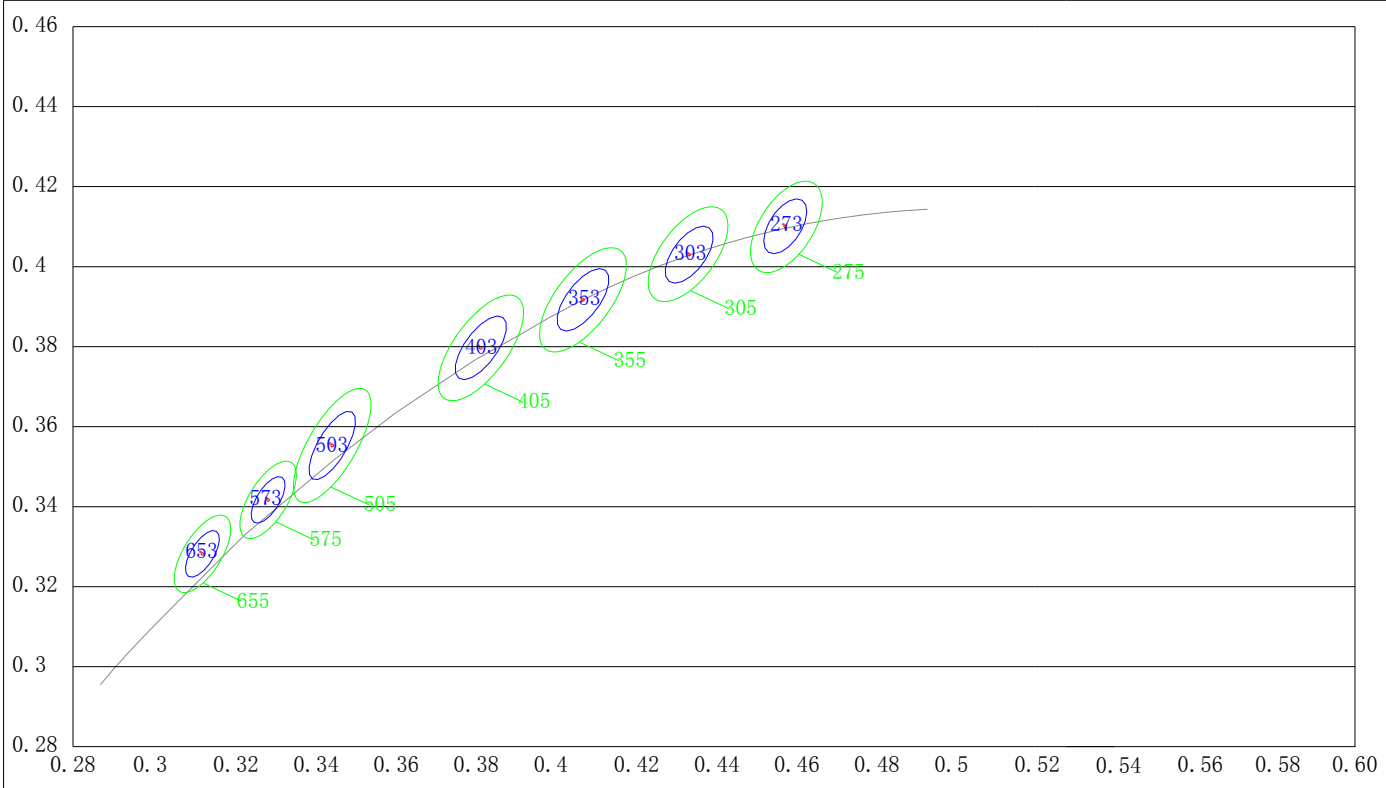


Table5: Tested and binned at 25°C, If =60mA.

Label Bin code	Bin code	中心点		主轴 a	主轴 b	椭圆旋转角度	色温范围
		X	Y				
273	A27-3	0.4578	0.4101	0.007733	0.004011	57.28	2670-2810K
275	A27-5	0.4578	0.4101	0.012889	0.006685	57.28	2650-2850K
303	A30-3	0.4338	0.4030	0.008346	0.004098	53.16	2980-3140K
305	A30-5	0.4338	0.4030	0.013910	0.006831	53.16	2930-3200K
353	A35-3	0.4073	0.3917	0.009271	0.004139	52.96	3380-3580K
355	A35-5	0.4073	0.3917	0.015452	0.006899	52.96	3300-3650K
403	A40-3	0.3818	0.3797	0.009386	0.004035	54	3860-4130K
405	A40-5	0.3818	0.3797	0.015644	0.006725	54	3780-4250K
503	A50-3	0.3447	0.3553	0.00971	0.0036	59.62	4835-5230K
505	A50-5	0.3447	0.3553	0.016183	0.006000	59.62	4720-5400K
573	A57-3	0.3287	0.3417	0.006617	0.002855	58.38	5480-5860K
575	A57-5	0.3287	0.3417	0.011029	0.004758	58.38	5350-6000K
653	A65-3	0.3123	0.3282	0.006617	0.002855	58.38	6280-6800K
655	A65-5	0.3123	0.3282	0.011029	0.004758	58.38	6130-7000K

Notes for table 5:

1. Lumileds maintains a tolerance of ± 0.005 on x and y coordinates in the CIE 1931 color space.

Dominant Wavelength Bins

Table6: Tested and binned at 25°C, If =60mA.

TYPE	BIN	DOMINANT WAVELENGTH (nm)	
		MINIMUM	MAXIMUM
Red	10	620	625
	11	625	630
Green	20	520	525
	21	525	530
Blue	30	460	465
	31	465	470

Notes for table 6

1. Lumileds maintains a tolerance of ± 1 nm on dominant wavelength measurements.

Forward Voltage Bins

Table7: Tested and binned at 25°C, If =60mA.

TYPE	BIN	LUMINOUS FLUX ^[1] (lm@white ; mcd@RGB)	
		MINIMUM	MAXIMUM
Red	S	1.8	2.4
Green	T	2.8	3.4
Blue	T	2.8	3.4
White	T	2.8	3.4

Notes for table 7

1. Lumileds maintains a tolerance of ±0.1V on forward voltage measurements.

Mechanical Dimensions

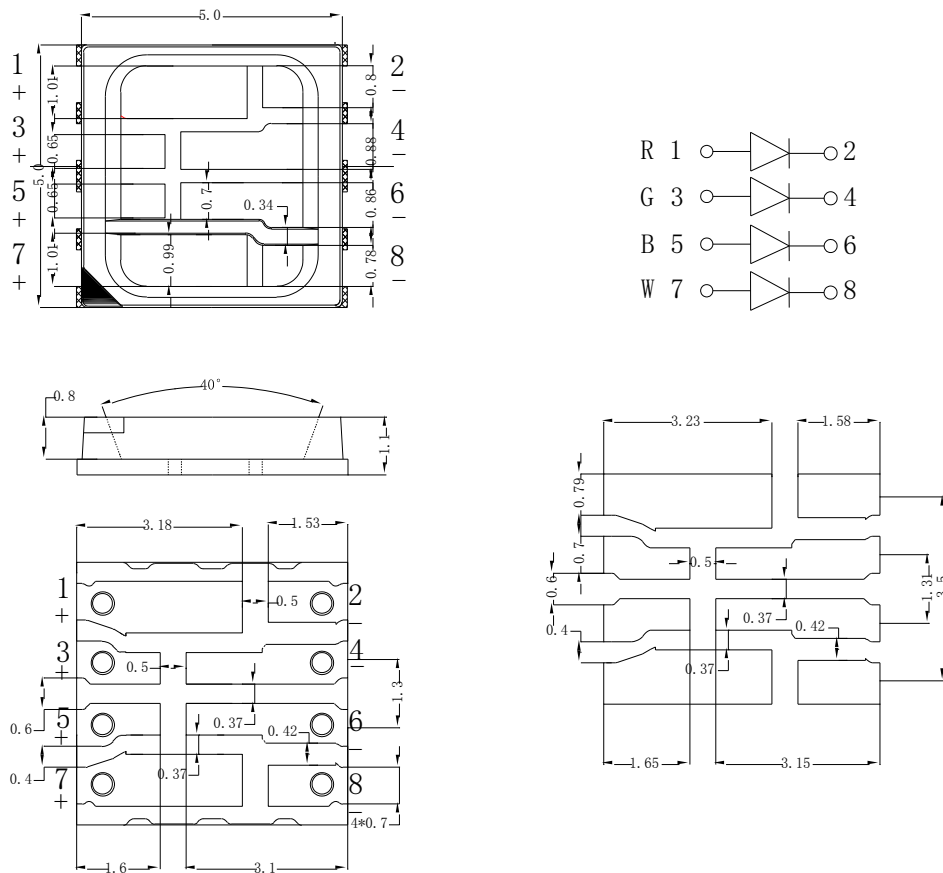


Figure. Mechanical dimensions for 5050RGBW R

Notes:

1. Drawings are not to scale.
2. All dimensions are in millimeters.

Reflow Soldering Guidelines

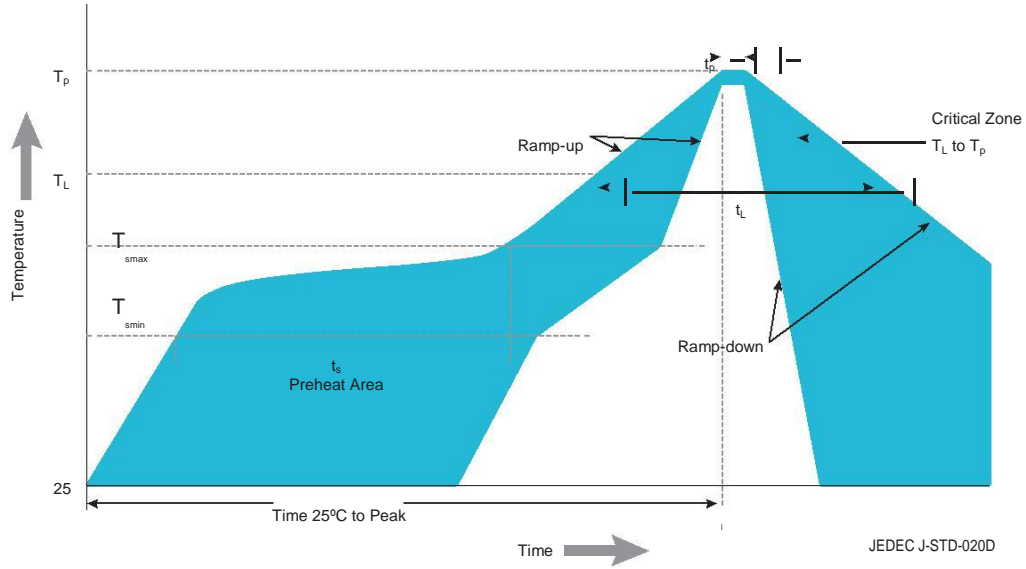


Figure. Visualization of the acceptable reflow temperature profile as specified in Table 8.

Table 8. Reflow profile characteristics for 5050RGBW R Series

Profile Feature	Lead Free Assembly
Preheat Minimum Temperature (T_{smin})	150°C
Preheat Maximum Temperature (T_{smax})	200°C
Preheat Time (t_{smin} to t_{smax})	60 to 120 seconds
Ramp-Up Rate (T_L to T_p)	3°C / second maximum
Liquidus Temperature (T_L)	217°C
Time Maintained Above Temperature T_L (t_L)	60 to 150 seconds
Peak / Classification Temperature (T_p)	260°C
Time Within 5°C of Peak Temperature (t_p)	20 to 40 seconds
Ramp-Down Rate (T_p to T_L)	6°C / second maximum
Time 25°C to Peak Temperature	8 minutes maximum

About Lumileds

Companies developing automotive, mobile, IoT and illumination lighting applications need a partner who can collaborate with them to push the boundaries of light. With over 100 years of inventions and industry firsts, Lumileds is a global lighting solutions company that helps customers around the world deliver differentiated solutions to gain and maintain a competitive edge. As the inventor of Xenon technology, a pioneer in halogen lighting and the leader in high performance LEDs, Lumileds builds innovation, quality and reliability into its technology, products and every customer engagement. Together with its customers, Lumileds is making the world better, safer, more beautiful—with light.

To learn more about our lighting solutions, visit [lumileds.com](https://www.lumileds.com).